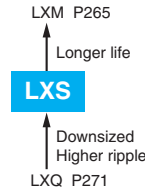


LXS Series

- For solar power generation
- Endurance with ripple current : 5,000 hours at 105°C
- Rated voltage range : 160 to 500V
- Downsized from LXQ series
- Non solvent resistant type
- RoHS Compliant



500V Lineup!

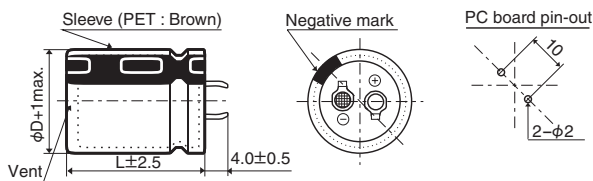


SPECIFICATIONS

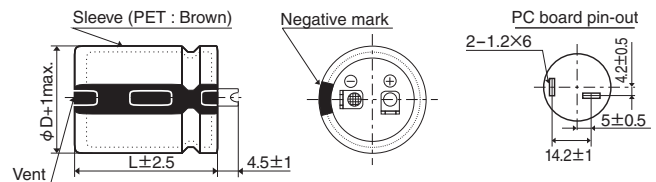
Items	Characteristics		
Category Temperature Range	-25 to +105°C		
Rated Voltage Range	160 to 500V _{dc}		
Capacitance Tolerance	±20% (M) (at 20°C, 120Hz)		
Leakage Current	I ≤ 3/CV Where, I : Max. leakage current (µA), C : Nominal capacitance (µF), V : Rated voltage (V) (at 20°C after 5 minutes)		
Dissipation Factor (tan δ)	Rated voltage (V _{dc})	160 to 400V	420 to 500V
	tan δ (Max.)	0.15	0.20
Low Temperature Characteristics (Max. Impedance Ratio)	Rated voltage (V _{dc})	160 to 400V	420 to 500V
	Z(-25°C)/Z(+20°C)	4	8
Endurance	The following specifications shall be satisfied when the capacitors are restored to 20°C after subjected to DC voltage with the rated ripple current is applied (the peak voltage shall not exceed the rated voltage) for 5,000 hours at 105°C.		
	Capacitance change	≤ ±20% of the initial value	
	D.F. (tan δ)	≤ 200% of the initial specified value (500V _{dc} : ≤ 250%)	
	Leakage current	≤ The initial specified value	
Shelf Life	The following specifications shall be satisfied when the capacitors are restored to 20°C after exposing them for 1,000 hours at 105°C without voltage applied. Before the measurement, the capacitor shall be preconditioned by applying voltage according to Item 4.1 of JIS C 5101-4.		
	Capacitance change	≤ ±15% of the initial value	
	D.F. (tan δ)	≤ 150% of the initial specified value	
	Leakage current	≤ The initial specified value	

DIMENSIONS [mm]

● Terminal Code : VS (φ22 to φ35) : Standard

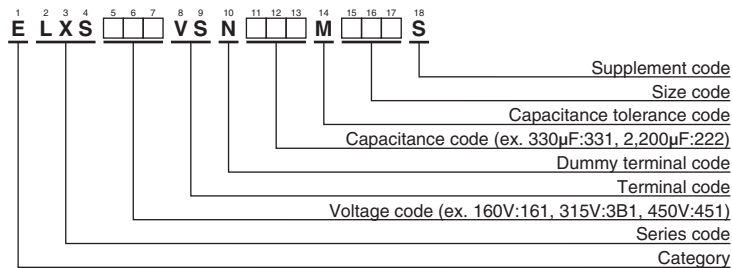


● Terminal Code : LI (φ30, φ35)



The standard design has no plastic disc.

PART NUMBERING SYSTEM



Please refer to "Product code guide (snap-in type)"

◆STANDARD RATINGS

WV (V _{dc})	Cap (μF)	Case size φD×L(mm)	tan δ	Rated ripple current (Arms/105°C, 120Hz)	Part No.
400	390	25.4 × 50	0.15	1.66	ELXS401VSN391MQ50S
	390	30 × 35	0.15	1.61	ELXS401VSN391MR35S
	390	35 × 30	0.15	1.68	ELXS401VSN391MA30S
	470	30 × 40	0.15	1.82	ELXS401VSN471MR40S
	470	35 × 35	0.15	1.88	ELXS401VSN471MA35S
	560	30 × 45	0.15	2.04	ELXS401VSN561MR45S
	560	30 × 50	0.15	2.07	ELXS401VSN561MR50S
	560	35 × 40	0.15	2.13	ELXS401VSN561MA40S
	680	35 × 45	0.15	2.40	ELXS401VSN681MA45S
	820	35 × 50	0.15	2.69	ELXS401VSN821MA50S
420	100	22 × 25	0.20	0.70	ELXS421VSN101MP25S
	120	22 × 30	0.20	0.81	ELXS421VSN121MP30S
	120	25.4 × 25	0.20	0.81	ELXS421VSN121MQ25S
	150	22 × 35	0.20	0.93	ELXS421VSN151MP35S
	180	22 × 40	0.20	1.04	ELXS421VSN181MP40S
	180	25.4 × 30	0.20	1.02	ELXS421VSN181MQ30S
	180	30 × 25	0.20	1.06	ELXS421VSN181MR25S
	220	22 × 45	0.20	1.17	ELXS421VSN221MP45S
	220	22 × 50	0.20	1.20	ELXS421VSN221MP50S
	220	25.4 × 35	0.20	1.18	ELXS421VSN221MQ35S
	270	25.4 × 40	0.20	1.33	ELXS421VSN271MQ40S
	270	25.4 × 45	0.20	1.36	ELXS421VSN271MQ45S
	270	30 × 30	0.20	1.31	ELXS421VSN271MR30S
	270	35 × 25	0.20	1.38	ELXS421VSN271MA25S
	330	25.4 × 50	0.20	1.52	ELXS421VSN331MQ50S
	330	30 × 35	0.20	1.48	ELXS421VSN331MR35S
	330	35 × 30	0.20	1.55	ELXS421VSN331MA30S
	390	30 × 40	0.20	1.66	ELXS421VSN391MR40S
	390	30 × 45	0.20	1.70	ELXS421VSN391MR45S
	390	35 × 35	0.20	1.71	ELXS421VSN391MA35S
	470	30 × 50	0.20	1.90	ELXS421VSN471MR50S
	470	35 × 40	0.20	1.95	ELXS421VSN471MA40S
	560	35 × 45	0.20	2.17	ELXS421VSN561MA45S
	680	35 × 50	0.20	2.45	ELXS421VSN681MA50S

WV (V _{dc})	Cap (μF)	Case size φD×L(mm)	tan δ	Rated ripple current (Arms/105°C, 120Hz)	Part No.	
450	82	22 × 25	0.20	0.64	ELXS451VSN820MP25S	
	120	22 × 30	0.20	0.81	ELXS451VSN121MP30S	
	120	22 × 35	0.20	0.83	ELXS451VSN121MP35S	
	120	25.4 × 25	0.20	0.81	ELXS451VSN121MQ25S	
	150	22 × 40	0.20	0.94	ELXS451VSN151MP40S	
	150	25.4 × 30	0.20	0.93	ELXS451VSN151MQ30S	
	180	22 × 45	0.20	1.06	ELXS451VSN181MP45S	
	180	25.4 × 35	0.20	1.06	ELXS451VSN181MQ35S	
	180	30 × 25	0.20	1.06	ELXS451VSN181MR25S	
	220	22 × 50	0.20	1.20	ELXS451VSN221MP50S	
	220	25.4 × 40	0.20	1.20	ELXS451VSN221MQ40S	
	220	30 × 30	0.20	1.18	ELXS451VSN221MR30S	
	220	35 × 25	0.20	1.24	ELXS451VSN221MA25S	
	270	25.4 × 45	0.20	1.36	ELXS451VSN271MQ45S	
	270	25.4 × 50	0.20	1.38	ELXS451VSN271MQ50S	
	270	30 × 35	0.20	1.34	ELXS451VSN271MR35S	
	270	35 × 30	0.20	1.40	ELXS451VSN271MA30S	
	330	30 × 40	0.20	1.52	ELXS451VSN331MR40S	
	390	30 × 45	0.20	1.70	ELXS451VSN391MR45S	
	390	30 × 50	0.20	1.73	ELXS451VSN391MR50S	
	390	35 × 35	0.20	1.71	ELXS451VSN391MA35S	
	470	35 × 40	0.20	1.95	ELXS451VSN471MA40S	
	470	35 × 45	0.20	1.99	ELXS451VSN471MA45S	
	560	35 × 50	0.20	2.22	ELXS451VSN561MA50S	
	500	100	30 × 25	0.20	0.82	ELXS501VSN101MR25S
		120	30 × 30	0.20	0.91	ELXS501VSN121MR30S
120		35 × 25	0.20	0.88	ELXS501VSN121MA25S	
150		30 × 35	0.20	1.04	ELXS501VSN151MR35S	
180		30 × 40	0.20	1.17	ELXS501VSN181MR40S	
180		35 × 30	0.20	1.10	ELXS501VSN181MA30S	
220		30 × 45	0.20	1.33	ELXS501VSN221MR45S	
220		35 × 35	0.20	1.23	ELXS501VSN221MA35S	
270		30 × 50	0.20	1.50	ELXS501VSN271MR50S	
270		35 × 40	0.20	1.42	ELXS501VSN271MA40S	
330	35 × 45	0.20	1.60	ELXS501VSN331MA45S		
390	35 × 50	0.20	1.78	ELXS501VSN391MA50S		
470	35 × 60	0.20	2.03	ELXS501VSN471MA60S		

◆RATED RIPPLE CURRENT MULTIPLIERS

●Frequency Multipliers

Frequency(Hz)	50	120	300	1k	10k	50k
160 to 250V _{dc}	0.81	1.00	1.17	1.32	1.45	1.50
315 to 450V _{dc}	0.77	1.00	1.16	1.30	1.41	1.43
500V _{dc}	0.70	1.00	1.16	1.30	1.41	1.43

The endurance of capacitors is reduced with internal heating produced by ripple current at the rate of halving the lifetime with every 5°C rise. When long life performance is required in actual use, the rms ripple current has to be reduced.